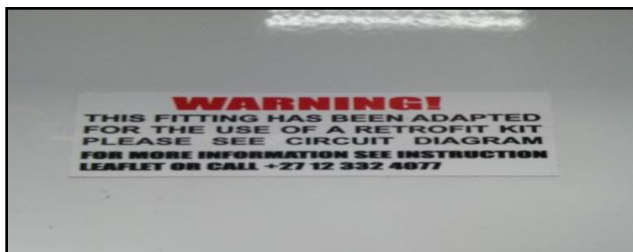


**LED Double Tube Lamp holder Waterproof T8 Specification**




**Warning Label**





**Retrofit Installation Diagram**



**Connector Block with Inline Fuse (High melting point of 125°C which make it a safe fuse to use)**



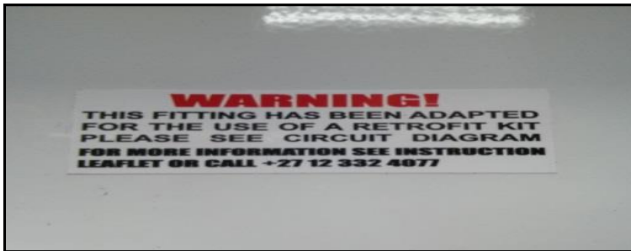
**Live and Dead End must be clearly identified.**



## LED Double Tube Lamp holder T8 Specification




Warning Label




Retrofit Installation Diagram




Live and Dead End must be clearly identified.



Insulating Sheet (Plastic)



**Fuse Holder and Fuse**



**Fuse Holder**



**Fuse**

